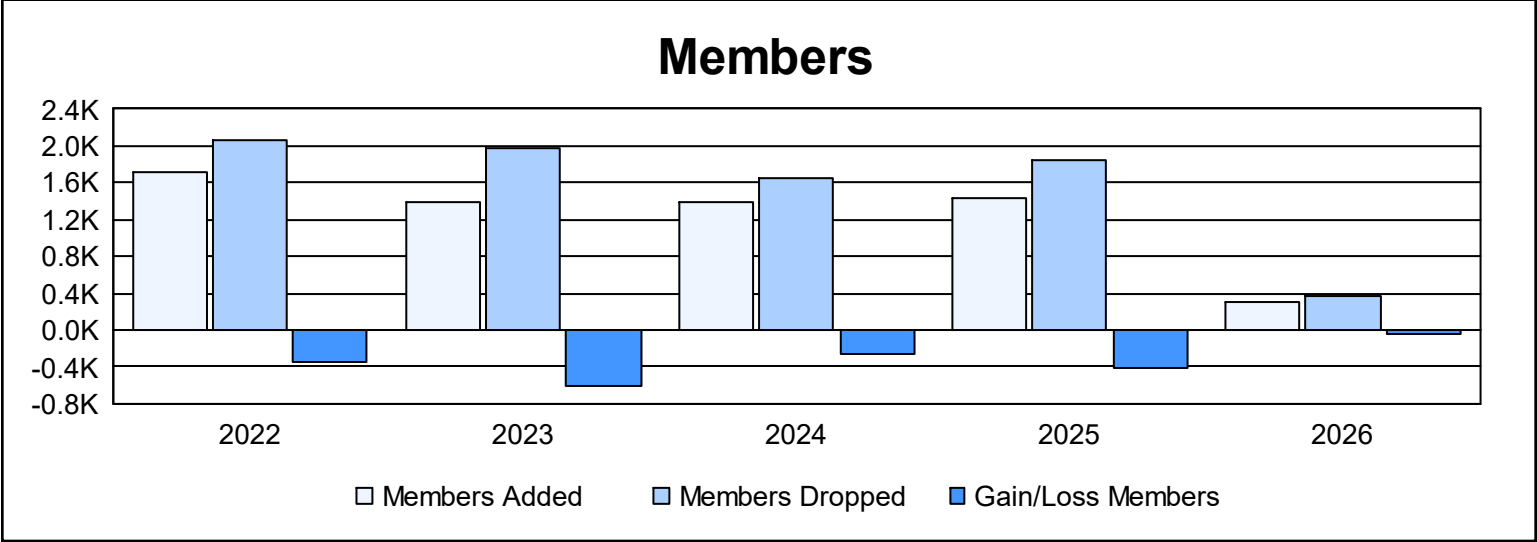
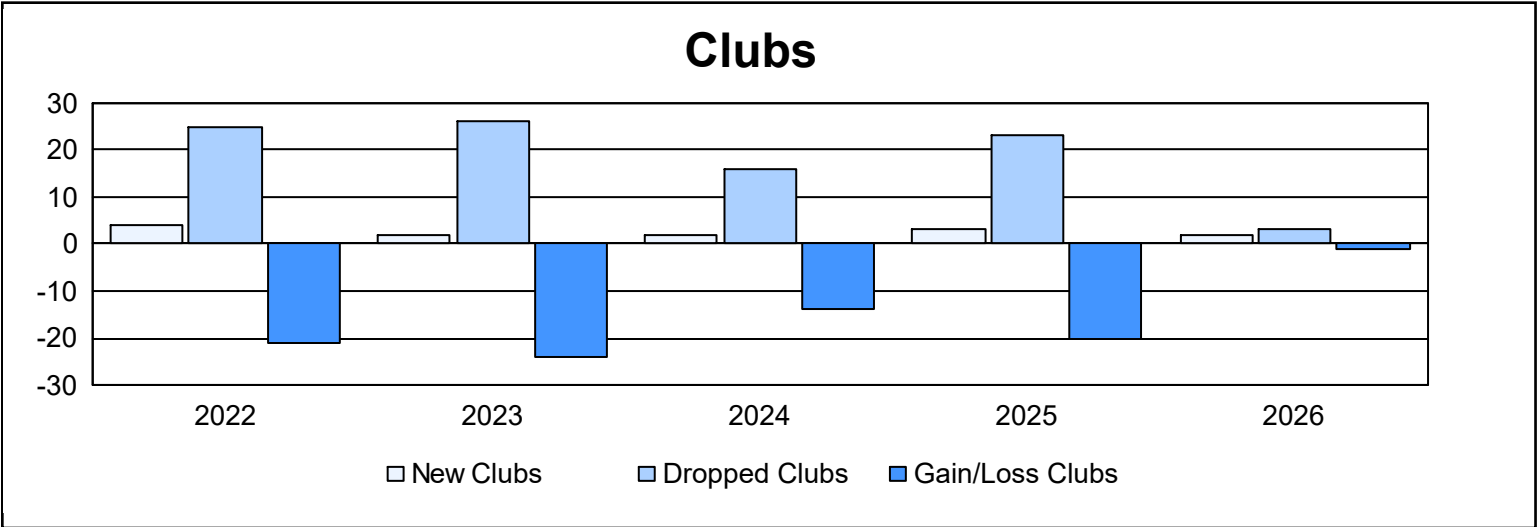
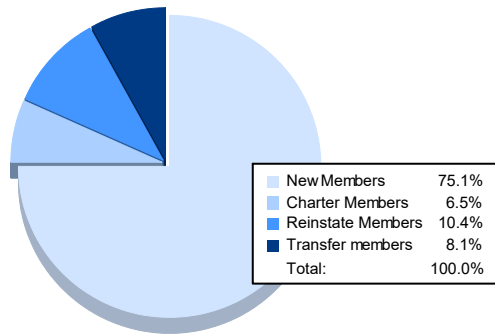


Year	New Clubs	Dropped Clubs	Gain/ Loss Clubs	New Members	Charter Members	Reinstate Members	Transfer Members	Total Member Added	Total Members Dropped	Gain/ Loss Members
2021-2022	4	25	-21	1,417	111	100	80	1,708	2,065	-357
2022-2023	2	26	-24	1,134	77	63	106	1,380	1,986	-606
2023-2024	2	16	-14	1,174	49	86	72	1,381	1,640	-259
2024-2025	3	23	-20	1,128	70	129	108	1,435	1,838	-403
2025-2026	2	3	-1	232	20	32	25	309	359	-50
Average	3	19	-16	1,017	65	82	78	1,243	1,578	-335



### Membership Composition September 2025 Cumulative



### Gender Composition September 2025 Cumulative

